



21/22 Teacher Survey

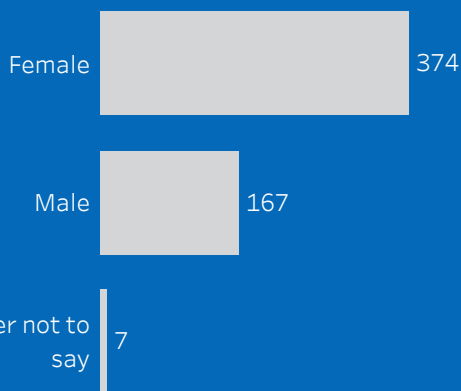
All Schools

21/22 Teacher Survey | What They Did

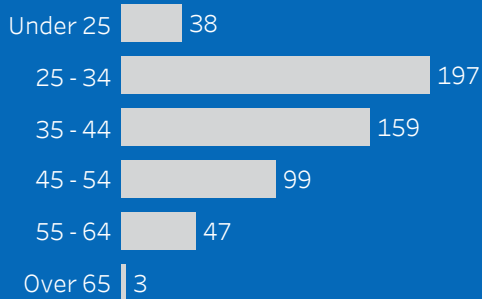
Teachers Surveyed

561

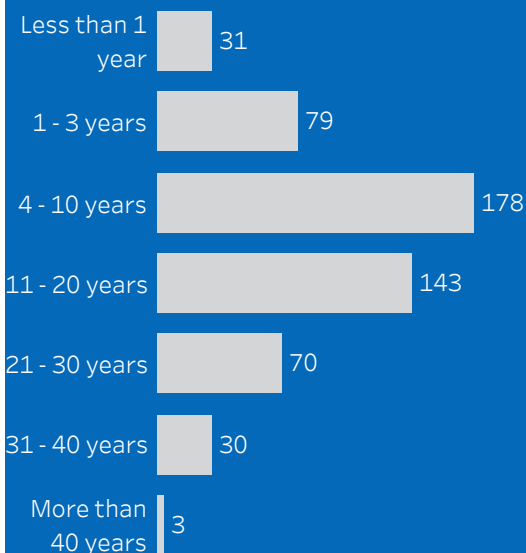
Gender



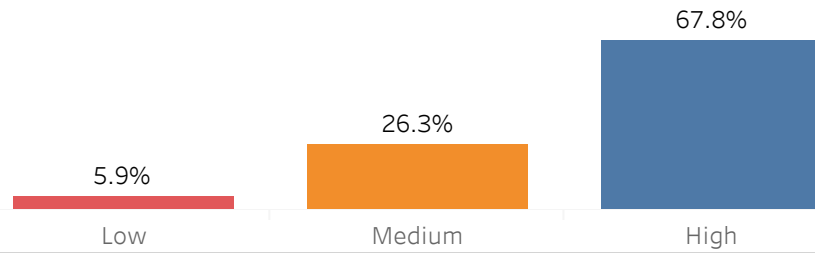
Teacher Age



Teacher Experience



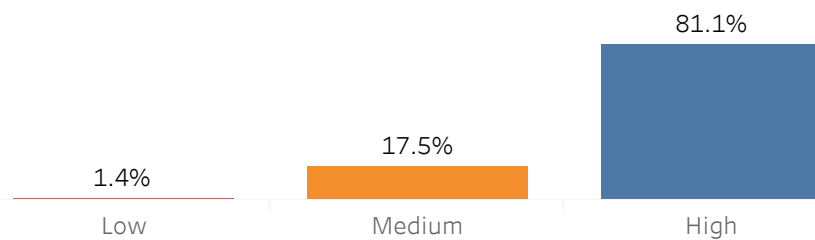
Senior Cycle 21st Century T&L Frequency



Teachers reported how frequently they use 21CTandL in Senior Cycle lessons

TA21 School Average
Low: 5.9%
Medium: 26.3%
High: 67.8%

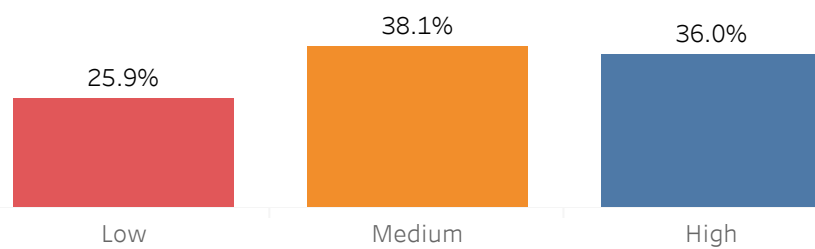
Junior Cycle 21st Century T&L Frequency



Teachers reported how frequently they use 21CTandL in Junior Cycle lessons

TA21 School Average
Low: 1.4%
Medium: 17.5%
High: 81.1%

Internal Collaboration



Teachers reported their level Internal Collaboration

TA21 School Average
Low: 25.9%
Medium: 38.1%
High: 36%

Post Graduate Certificate



TA21 School Average:
Yes 17%
No: 83%

In School TA21 CPD



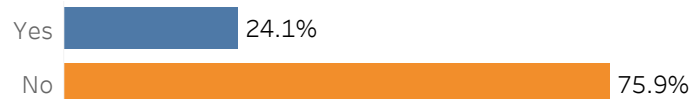
TA21 School Average:
Yes: 22.8%
No: 77.2%

Weekend Workshops (A la carte Cert modules)



TA21 School Average:
Yes: 7.5%
No: 92.5%

Staffroom Chats



TA21 School Average:
Yes: 24.1%
No: 75.9%

Teachmeet Conference



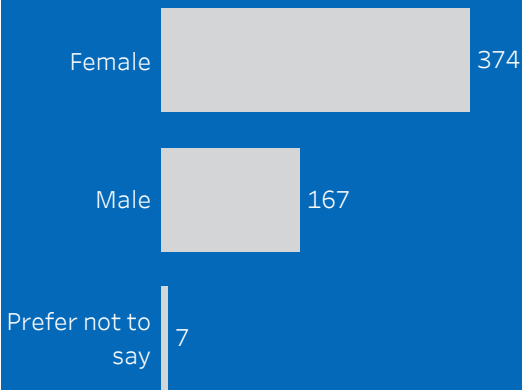
TA21 School Average:
Yes: 19.9%
No: 80.1%

21/22 Teacher Survey | What We Measured

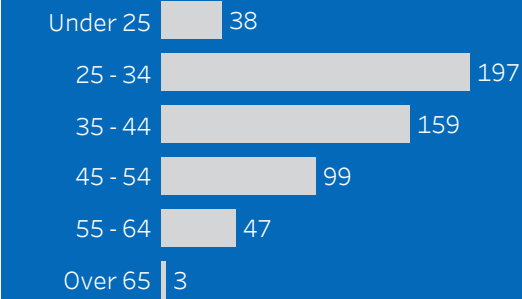
Teachers Surveyed

561

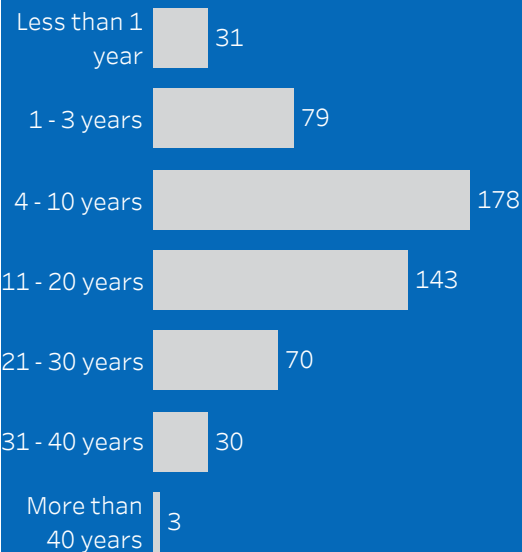
Gender



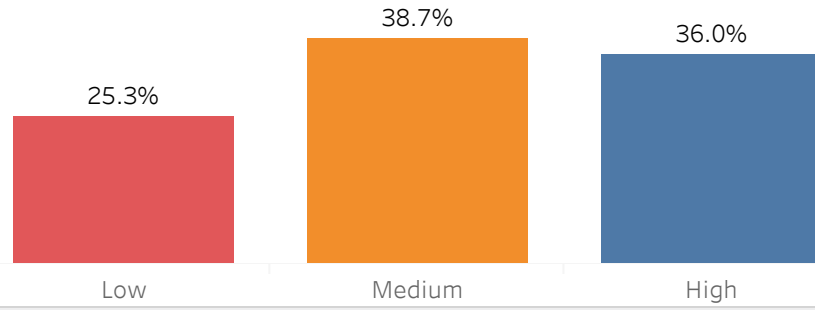
Teacher Age



Teacher Experience



Key Skills Practice Frequency

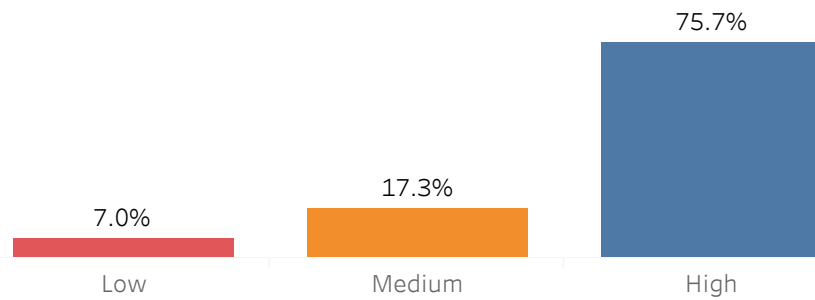


Teachers reported how frequently they practice Key Skills in the classroom. Grouped based on these levels.

TA21 School Average

Low: 25.3%
Medium: 38.7%
High: 36%

Confidence Using Tech for Teaching and Learning

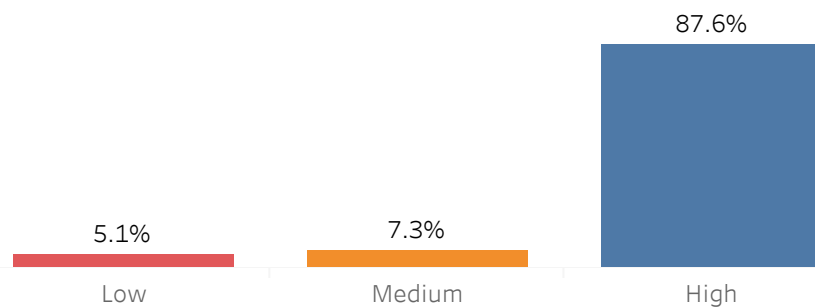


Teachers reported how confident they felt using Technology for Teaching.

TA21 School Average

Low: 7%
Medium: 17.3%
High: 75.7%

Job Satisfaction

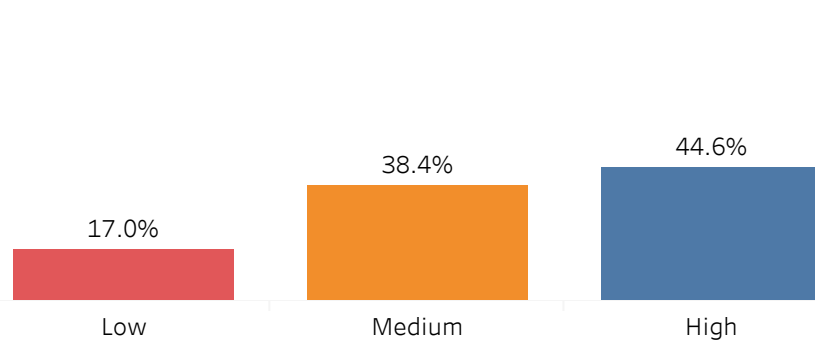


Teachers reported their level of Job Satisfaction.

TA21 School Average

Low: 3.1%
Medium: 7.3%
High: 87.6%

Teacher Voice

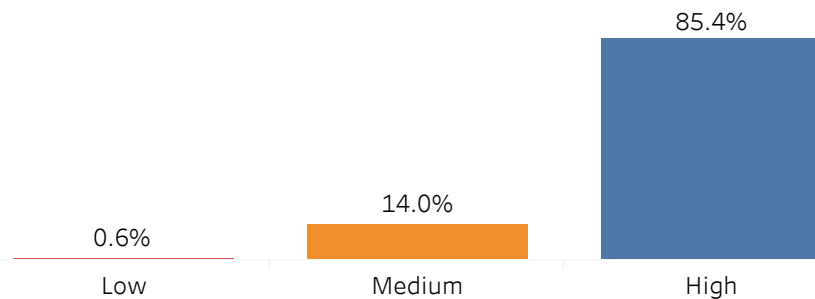


Teachers reported their level agreement with multiple statements related to Teacher Voice.

TA21 School Average

Low: 17%
Medium: 38.4%
High: 44.6%

Teaching Self Efficacy



Teachers reported their perceived ability to effectively reach their teaching goals (Teaching Self-Efficacy).

TA21 School Average

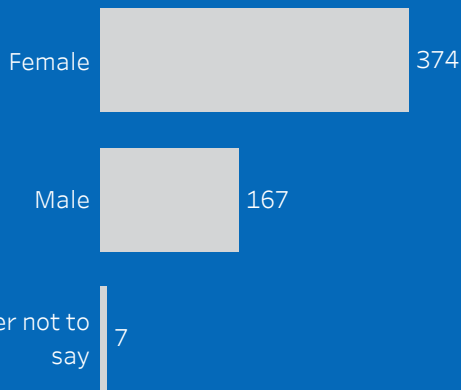
Low: 0.6%
Medium: 14%
High: 85.4%

21/22 Teacher Survey | What We Measured

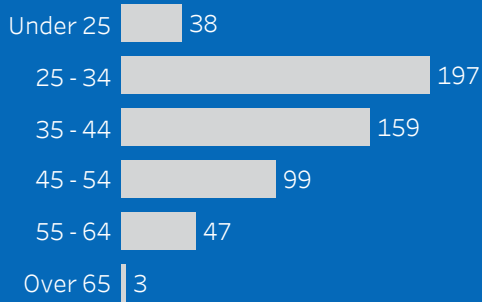
Teachers Surveyed

561

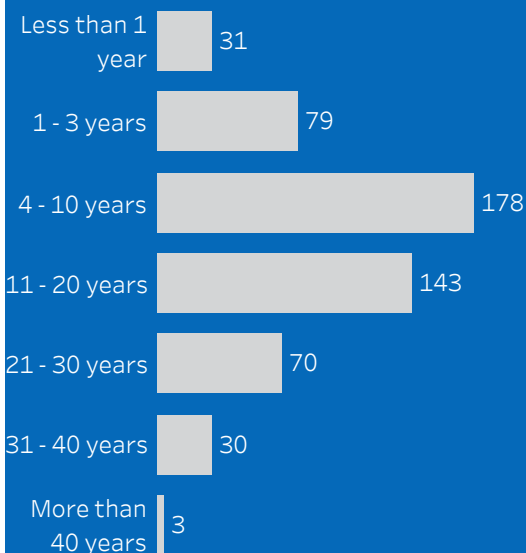
Gender



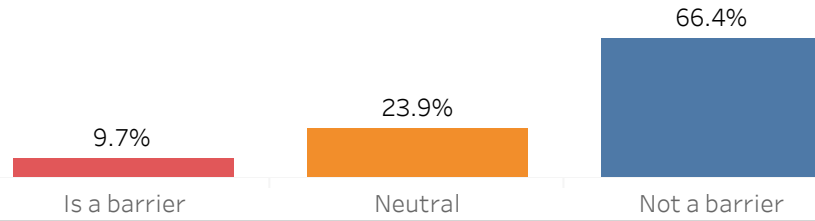
Teacher Age



Teacher Experience



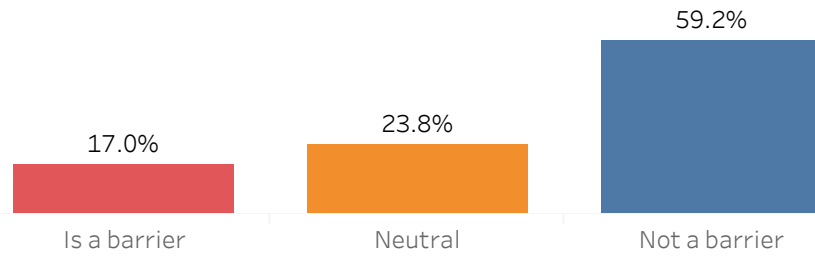
"I don't have access to any adequate professional development programmes"



Teachers reported their level of agreement with this statement to determine if it was a perceived barrier to their teaching.

TA21 School Average
Low: 9.7%
Medium: 23.9%
High: 66.4%

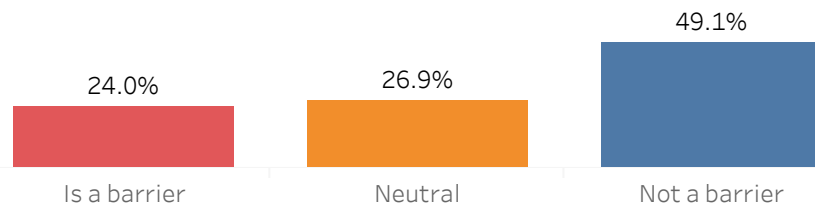
"Groupwork is difficult to manage"



Teachers reported their level of agreement with this statement to determine if it was a perceived barrier to their teaching.

TA21 School Average
Is a barrier: 17.0%
Neutral: 23.8%
Not a barrier: 59.2%

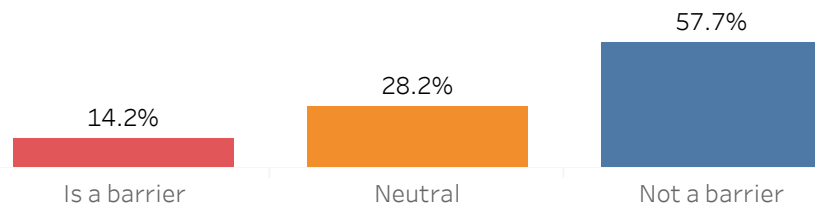
"My students do not understand the role and purpose of the key skills in their learning"



Teachers reported their level of agreement with this statement to determine if it was a perceived barrier to their teaching.

TA21 School Average
Is a barrier: 24%
Neutral: 26.9%
Not a barrier: 49.1%

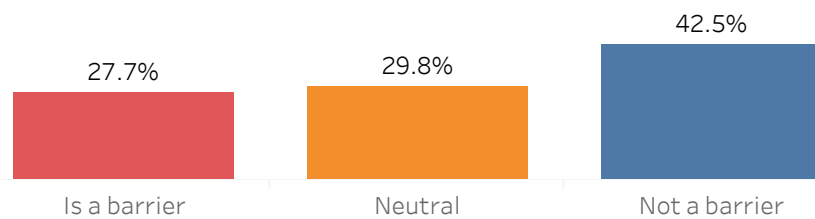
"My students have to take assessments that don't reward their key skills development"



Teachers reported their level of agreement with this statement to determine if it was a perceived barrier to their teaching.

TA21 School Average
Is a barrier: 14.2%
Neutral: 28.2%
Not a barrier: 57.7%

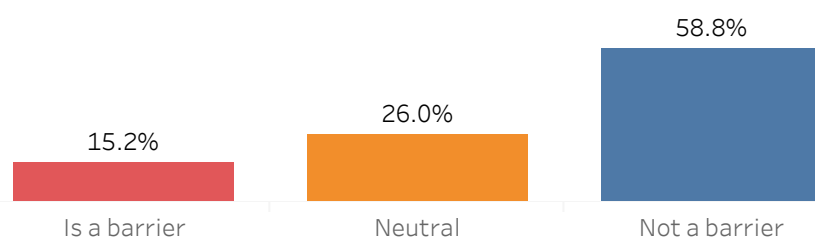
"I worry about students' behaviour being more difficult in lessons in which I prioritise key skills development"



Teachers reported their level of agreement with this statement to determine if it was a perceived barrier to their teaching.

TA21 School Average
Is a barrier: 27.7%
Neutral: 29.8%
Not a barrier: 42.5%

"I am not personally very confident in using the key skills"



Teachers reported their level of agreement with this statement to determine if it was a perceived barrier to their teaching.

TA21 School Average
Is a barrier: 15.2%
Neutral: 26%
Not a barrier: 58.8%