



Here is some information about the types of people in our Covid Study.

Our participants have different levels of intellectual disability



187 people had a mild intellectual disability

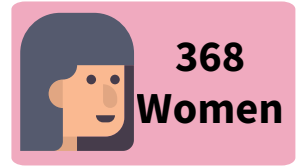
283 people had a moderate intellectual disability

174 people had a severe or profound intellectual disability



314 Men

and



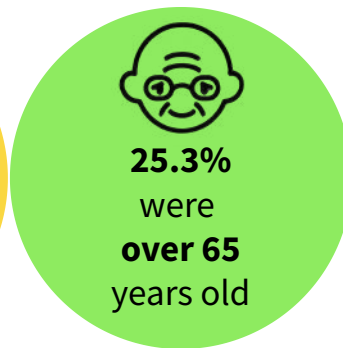
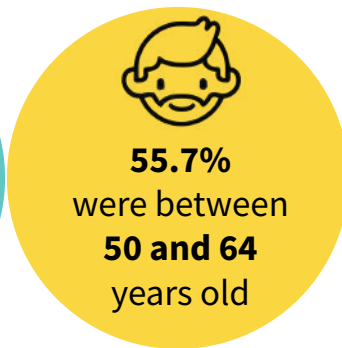
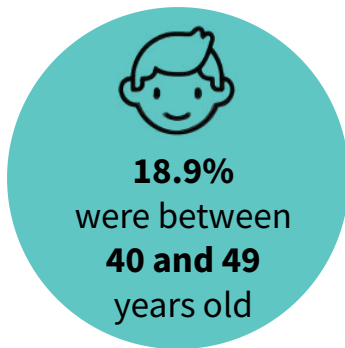
368 Women

took part in our study




125 people in the study had Down syndrome

People in our study are lots of different ages:



We looked at the types of places people lived



119 people lived independently or with their family



219 people lived in a residential care home



337 people lived in a group home in the community