

- The same basic emergency procedures apply to all campus buildings.
- During an evacuation, follow steps 1 to 4.
- Locate evacuation equipment in Trinity College buildings and local contact number.
- Buildings with evacuation lifts (i.e. lifts that can operate during an evacuation) have a green 'Emergency evacuation lift' sign *
- Assembly points vary – refer to 'Fire Action' notices at entrance to each building.
- College 24 hour emergency **01 896 1999** - Safety Office **01 8961912**.
- Disability Service Mobile **086 344 2322** (for use during Arts Building evacuation).
- Disability Service (2054 Arts Building) **01 896 3111**.



TRINITY COLLEGE DUBLIN
COLÁISTE NA TRÍONÓIDE, BAILE ÁTHA CLIATH

Personal Emergency Evacuation Procedure



TRINITY COLLEGE DUBLIN
COLÁISTE NA TRÍONÓIDE, BAILE ÁTHA CLIATH

Trained evacuation chair contacts:

Notes on transferring to evacuation chair:

* A green 'Emergency evacuation lift' sign indicates the lift in the building is protected from the effects of a fire and may be operated during an emergency.

1. Evacuate or move to refuge

- Fire alarm sounds – where possible follow evacuation plan.
- Otherwise call for assistance or move to safe refuge area.
- Trained Chair operator plus assistants (as needed) proceed to the safe refuge are.



2. Assess & prepare

- By use of communications assess situation and respond accordingly.
- First choice, stay where you are, ready to evacuate if needed.



3. Respond & move

- If threatened - move horizontally to another refuge area if safe to do so. Use Evacuation Lift if available *
























4. Evacuate

- If still threatened – evacuate vertically and out of the building
- If threatened or uncertain at any point evacuate out of the building



Buildings in Trinity College with Evac Chair locations and contact numbers

A Stairmate Major is located on the 4th Floor of the Arts Building beside 4066, and the 3rd floor stairwell of the Sports Centre
 A Stairmate Standard is located on the 4th floor of 7/9 South leinster Street in the lift lobby.

	Arts Building*	4th floor near stairwell D	01 896 1157 		Lloyd*	2nd floor north stairwell	01 896 8498 
	Aras An Phiarsaigh	3rd floor at room 3.34	01 896 2707		Long Room Hub*	3rd floor front stairwell	01 896 3174 
	Berkeley Library	2nd floor near main stairwell	01 896 1127		Old Library	1st floor at Henry Jones Room	01 896 2309
	Biosciences*	3rd floor stairwell	01 896 3999 		200 Pearse Street	Entrance corridor at security desk	01 896 1999 Emergency only
	College Green	4th floor between 3rd & stairwell	01 896 3522		School of Nursing	2nd floor at room 2.47a	01 896 3891
	Dining Hall	Atrium 1st floor beside lift	01 896 1779		SNIAM*	2nd floor main stairs	
	Goldsmith Hall	1st floor front stairs	01 896 2729		Sports Centre*	2nd floor stairwell	01 896 1812 
	Hamilton Building	1st floor beside attendant desk	01 896 2372		7/9 St Leinster St.	2nd floor stairwell	01 896 4335



* A green emergency evacuation lift sign indicates the lift in the building is protected from the effects of a fire and may be operated during an emergency.