

Trinity disAbility Service KPIs and Statistics 2024-2025

The logo for Trinity disAbility Hub is a purple graphic consisting of several overlapping rectangular shapes of varying sizes and orientations, creating a layered, geometric effect. The text "Trinity disAbility Hub" is overlaid on this graphic. "Trinity" is in a small, white, sans-serif font. "disAbility" is in a large, white, sans-serif font, with "dis" in lowercase and "Ability" in title case. "Hub" is in a large, purple, sans-serif font, matching the color of the graphic.

Trinity
disAbility Hub

Contents:

Overall Data – Institution and Disability Service:

- [1. Data for Institution](#)
- [2. Data for Disability Service](#)
- [3. Nationality Breakdown](#)

Disability Category Types:

- [4. Total by Primary Disability](#)
- [5. Total by Secondary Disability](#)

Disability Students by Faculty:

- [6. Primary Disability and Faculty](#)

Disabled Students by Degree Level:

- [7. UG Students by Primary Disability](#)
- [8. UG Students by Secondary Disability](#)
- [9. PG Students by Primary Disability](#)
- [10. PG Students by Secondary Disability](#)

New Entrants Disability Data:

- [11. Entry Route New Entrants UG](#)
- [12. New Entrants UG by Primary Disability](#)
- [13. New Entrants UG by Secondary Disability](#)
- [14. New Entrants by Course Data](#)

New Applications:

- [15. Completed Applications by Month](#)

Teaching and Learning Supports:

- [16. Course Reasonable Accommodations](#)
- [17. Disability Service Reasonable Accommodations](#)
- [18. Examination Accommodation and Codes](#)
- [19. Impact of PLENS](#)
- [20. Reasonable Accommodation on PLENS](#)

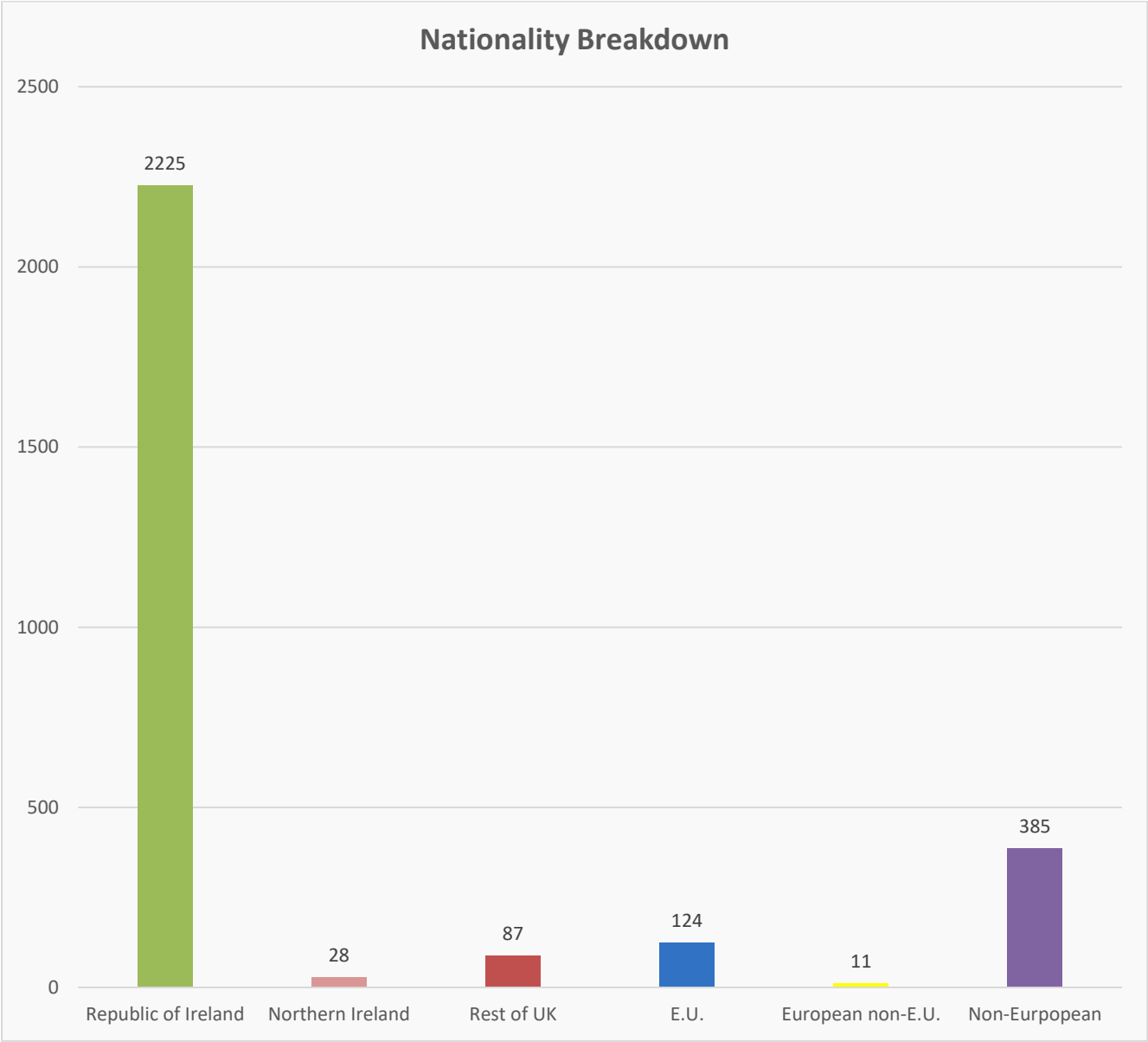
Overall Data – Institution and Disability Service:

1. Data for Institution	
Total Number of Students Registered with Trinity College Dublin	22686
Total Number of Full Time Undergraduate Students Registered with Trinity College Dublin	15422 (This includes UG Visiting Students)
Total Number of Full Time Postgraduate Students Registered with Trinity College Dublin	4653
Total Number of Part Time Undergraduate Students Registered with Trinity College Dublin	80
Total Number of Part Time Postgraduate Students Registered with Trinity College Dublin	1607
Total Number of New Entrant Undergraduate Students (all students in 1st year of undergrad study) Registered with Trinity College Dublin	5278 (This includes UG Visiting Students)
Total Number of International Students Registered with Trinity College Dublin	8270
Total Number of Mature Students Registered with Trinity College Dublin	513 (Foundation, Mature Dispensation and Mature Nursing Only) 5782 (Age)

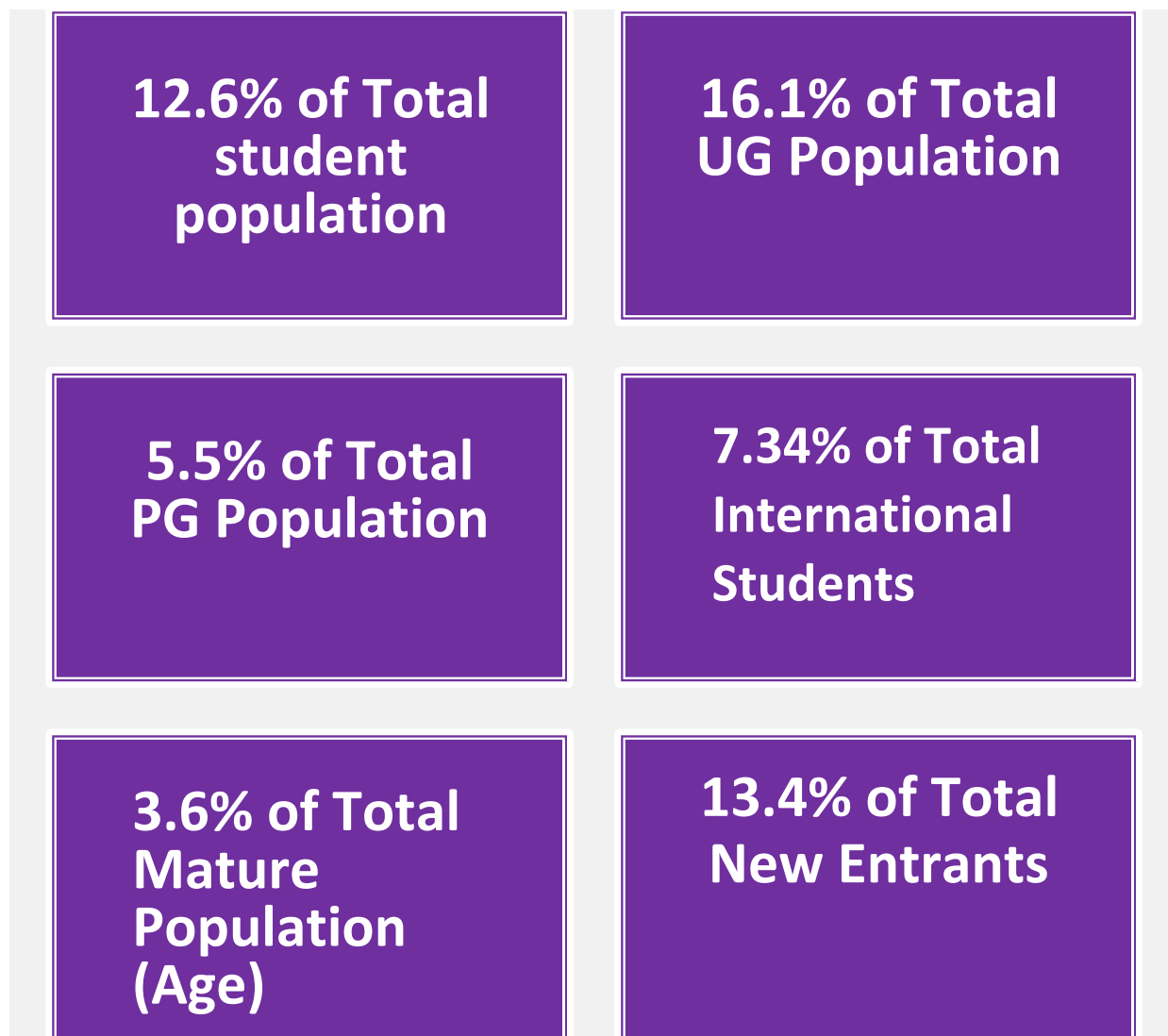
2. Data For Disability Services	
Total Number of Disabled Students that have applied for Disability Service supports	2860
Total Number of Full Time Undergraduate Disabled Students that have applied for Disability Service support	2491
Total Number of Full Time Postgraduate Disabled Students that have applied for Disability Service support	294
Total Number of Full-Time Foundation Level Disabled Students that have applied for Disability Service support	22
Total Number of Part Time Undergraduate Disabled Students that have applied for Disability Service support	0
Total Number of Part Time Postgraduate Disabled Students that have applied for Disability Service support	53

Total Number of Part Time Foundation Level Disabled Students that have applied for Disability Service Support	1
Total Number of Mature Disabled Students that have applied for Disability Service support (Mature Access Route)	112
Total Number of Mature Disabled Students that have applied for Disability Service support (Age UG)	207
Total number of International Disabled Students that have applied for Disability Service support (All Non-Ireland / Non-Northern Ireland)	607

3. Nationality Breakdown	
Total number of students with Republic of Ireland as country of domicile	2225
Total number of students with Northern Ireland as country of domicile	28
Total number of U.K. students (England, Scotland, Wales)	87
Total number of E.U. students	124
Total number of European who are non-EU students	11
Total number of non-European students	385

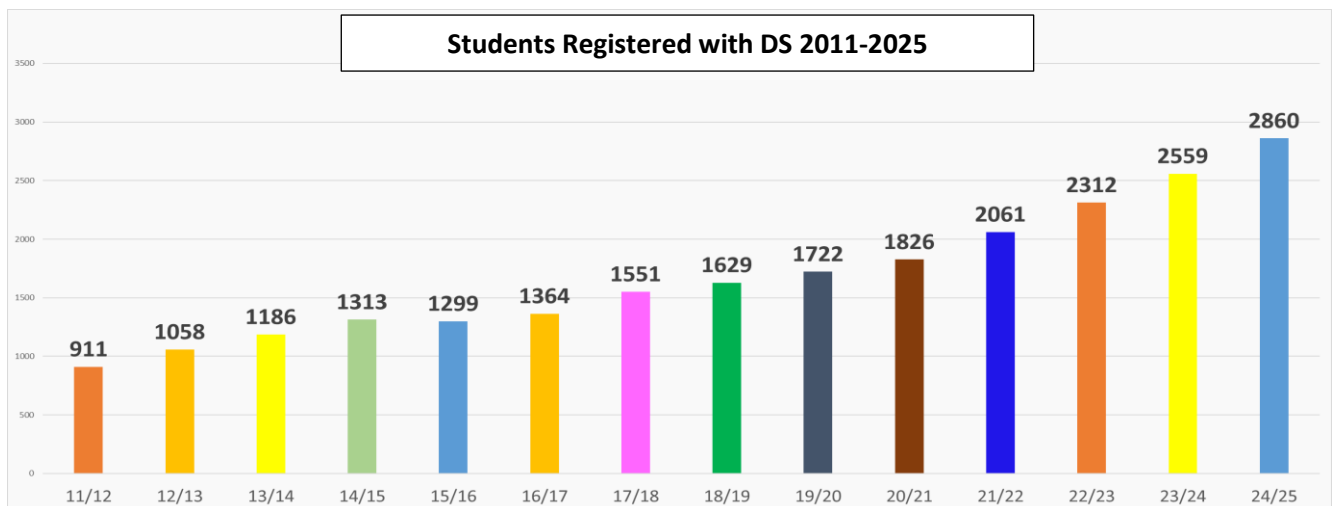


Students registered with Disability Services represent:



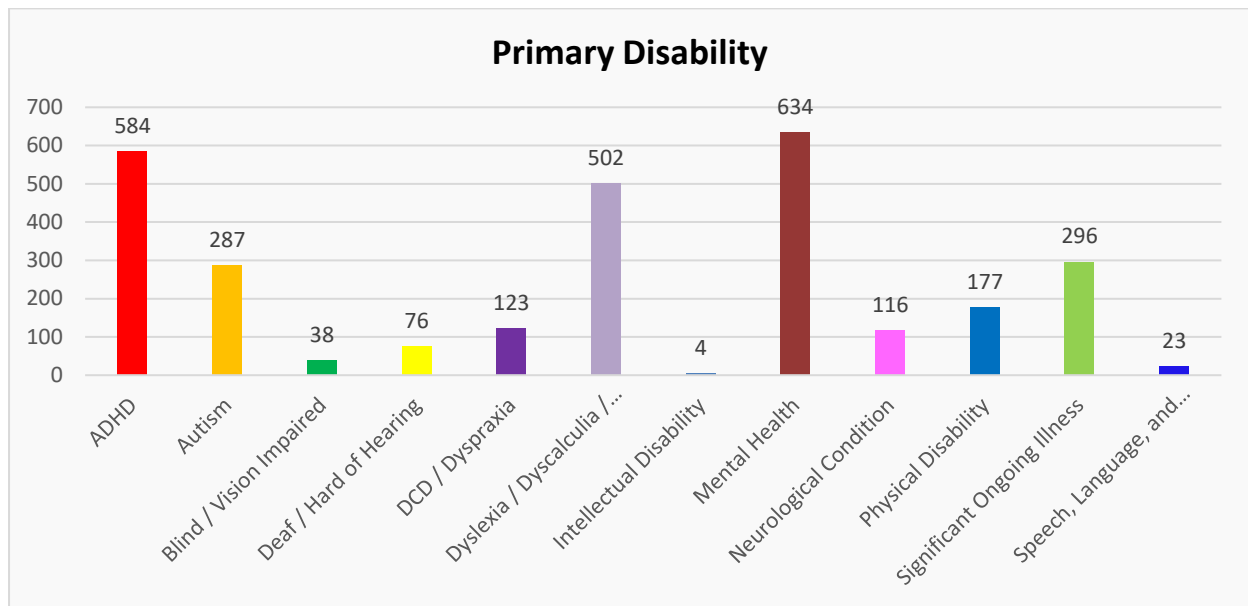
Growth of Service:

The number of students applying for Disability Supports has increased significantly, from 222 in 2001/2002 to 2860 in 2024/2025

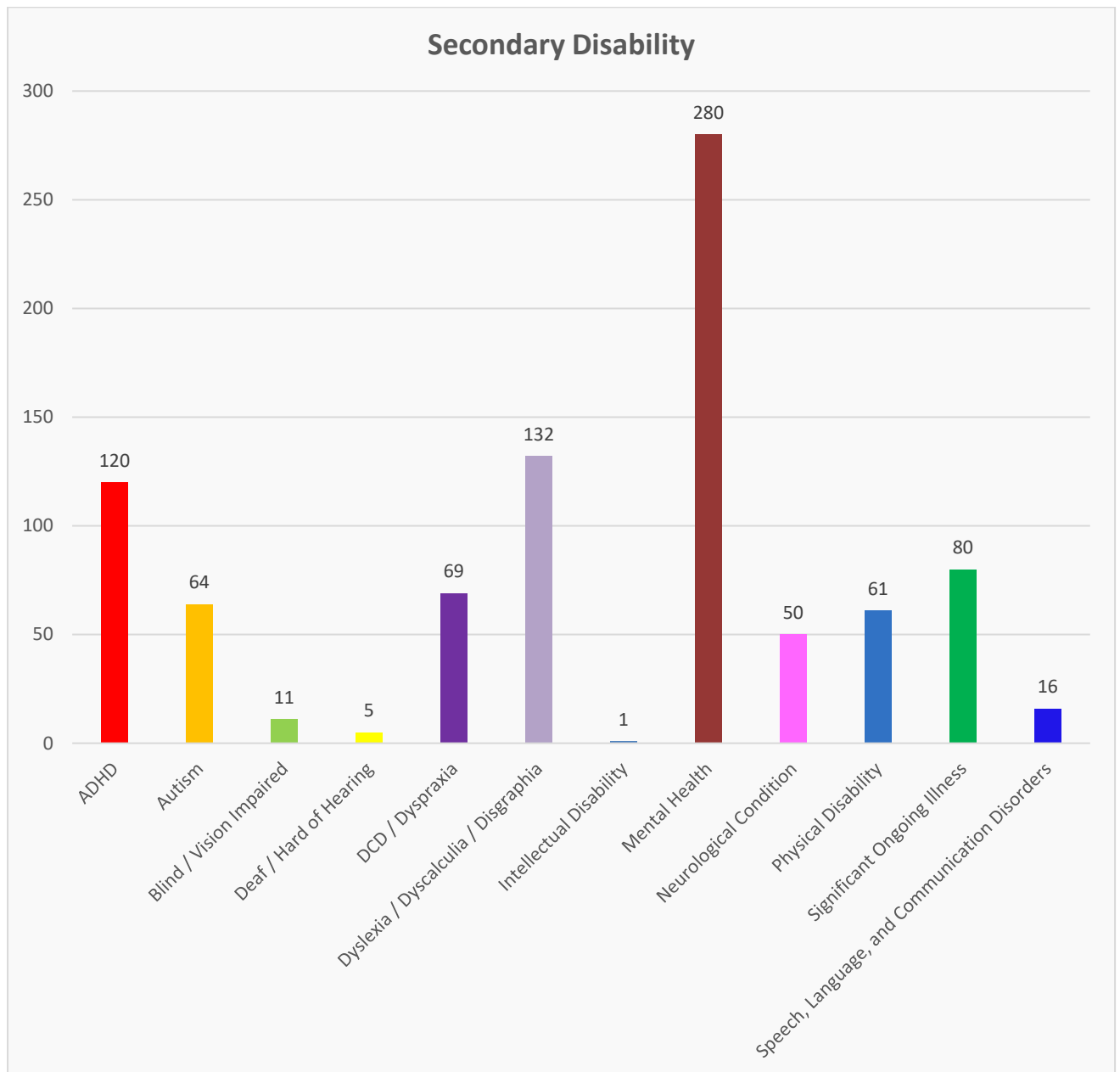


Disability Category Types:

4. Total by Primary Disability	
ADHD	584 (20.4%)
Autism	287 (10%)
Blind / Vision Impaired	38 (1.3%)
Deaf Hard of Hearing	76 (2.6%)
DCD / Dyspraxia	123 (4.3%)
Dyslexia/Dyscalculia/Dysgraphia	502 (17.5%)
Intellectual Disability	4 (0.1%)
Mental Health	634 (22.1%)
Neurological Condition	116 (4%)
Physical Disability	177 (6.1%)
Significant Ongoing Illness	296 (10.3%)
Speech, Language and Communication Disorders	23 (0.8%)
Total	2860



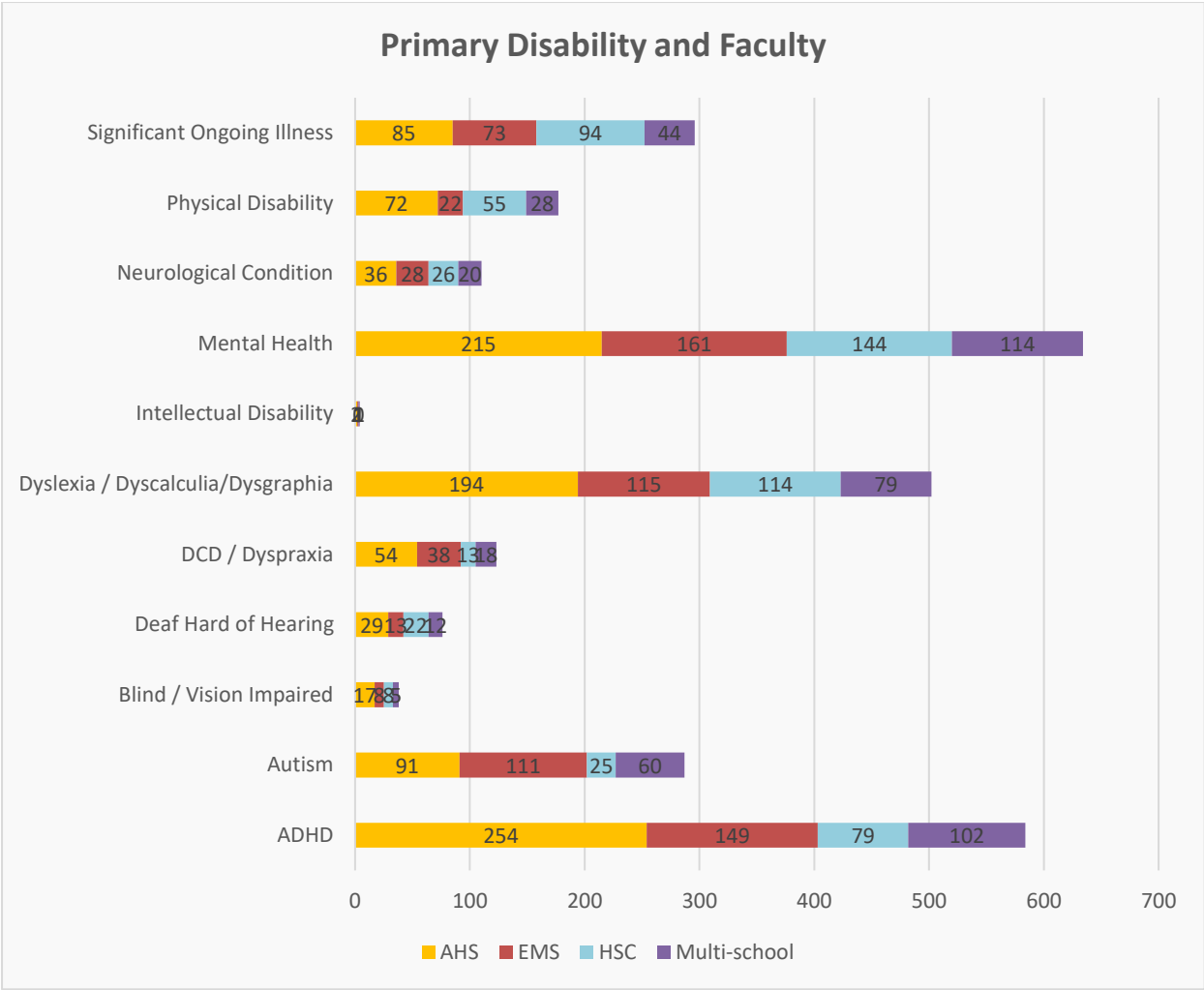
5 Total by Secondary Disability	
ADHD	120 (13.5%)
Autism Spectrum Disorder	64 (7.2%)
Blind / Vision Impaired	11 (1.2%)
Deaf Hard of Hearing	5 (0.5%)
DCD / Dyspraxia	69 (7.7%)
Dyslexia/Dyscalculia/Dysgraphia	132 (14.8%)
Intellectual Disability	1 (0.1%)
Mental Health	280 (31.5%)
Neurological Condition	50 (5.6%)
Physical Disability	61 (6.8%)
Significant Ongoing Illness	80 (9%)
Speech, Language and Communication Disorders	16 (1.8%)
Total	889



31% (889) of all disabled students disclosed more than 1 disability

Disabled Students by Faculty:

6. Primary Disability and Faculty				
Disability Category	AHS	EMS	HSC	Multi-school
5.1 ADHD	254	149	79	102
5.2 Autism	91	111	25	60
5.3 Blind / Vision Impaired	17	8	8	5
5.4 Deaf Hard of Hearing	29	13	22	12
5.5 DCD / Dyspraxia	54	38	13	18
5.6 Dyslexia / Dyscalculia/Dysgraphia	194	115	114	79
5.7 Intellectual Disability	2	1	0	1
5.8 Mental Health	215	161	144	114
5.9 Neurological Condition	42	28	26	20
5.10 Physical Disability	72	22	55	28
5.11 Significant Ongoing Illness	85	73	94	44
5.12 Speech, Language and Communication Disorders	6	8	4	5



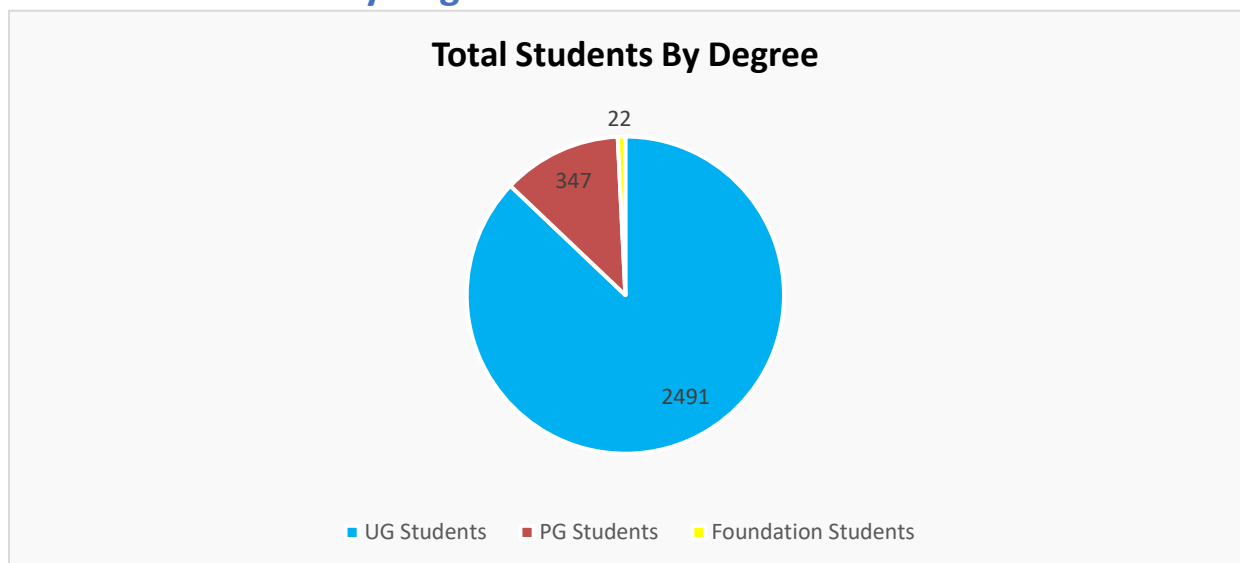
AHS 37%
(1061)

EMS 25%
(727)

HSC 20%
(584)

Multi-School 17%
(488)

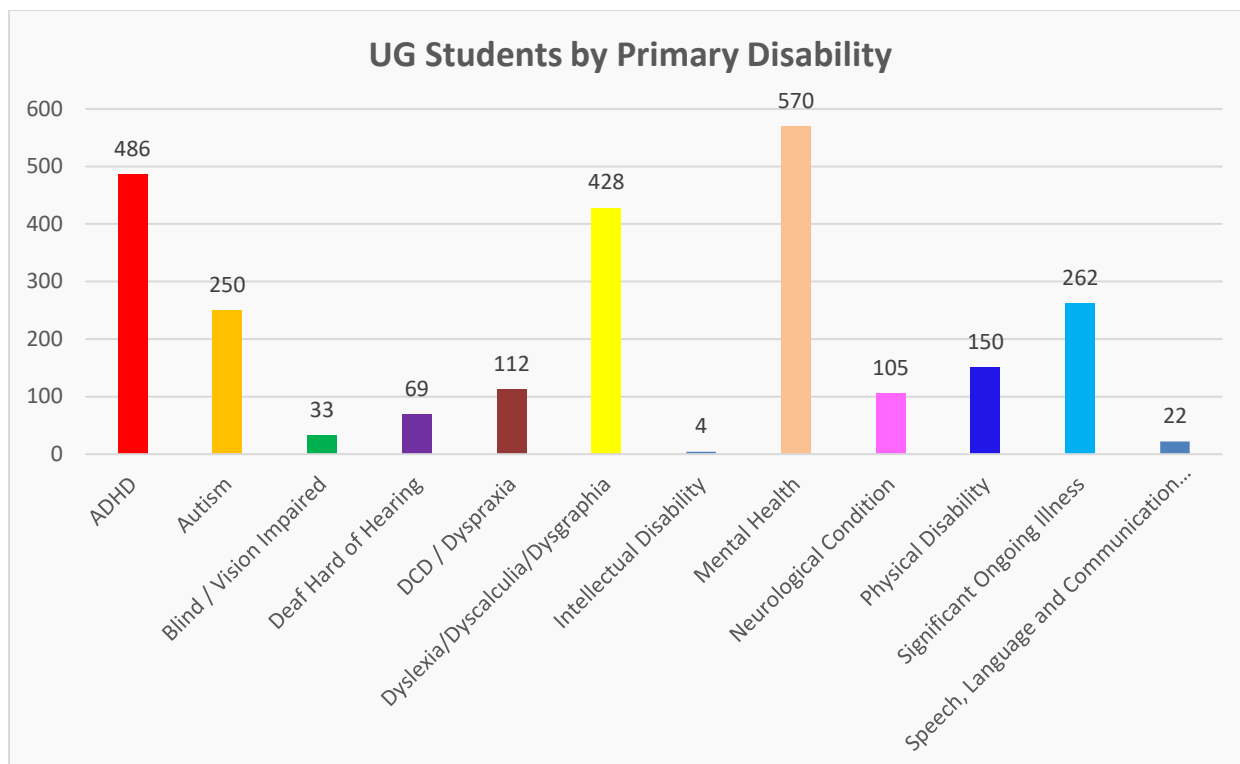
Disabled Students by Degree Level:



Undergraduate Students:

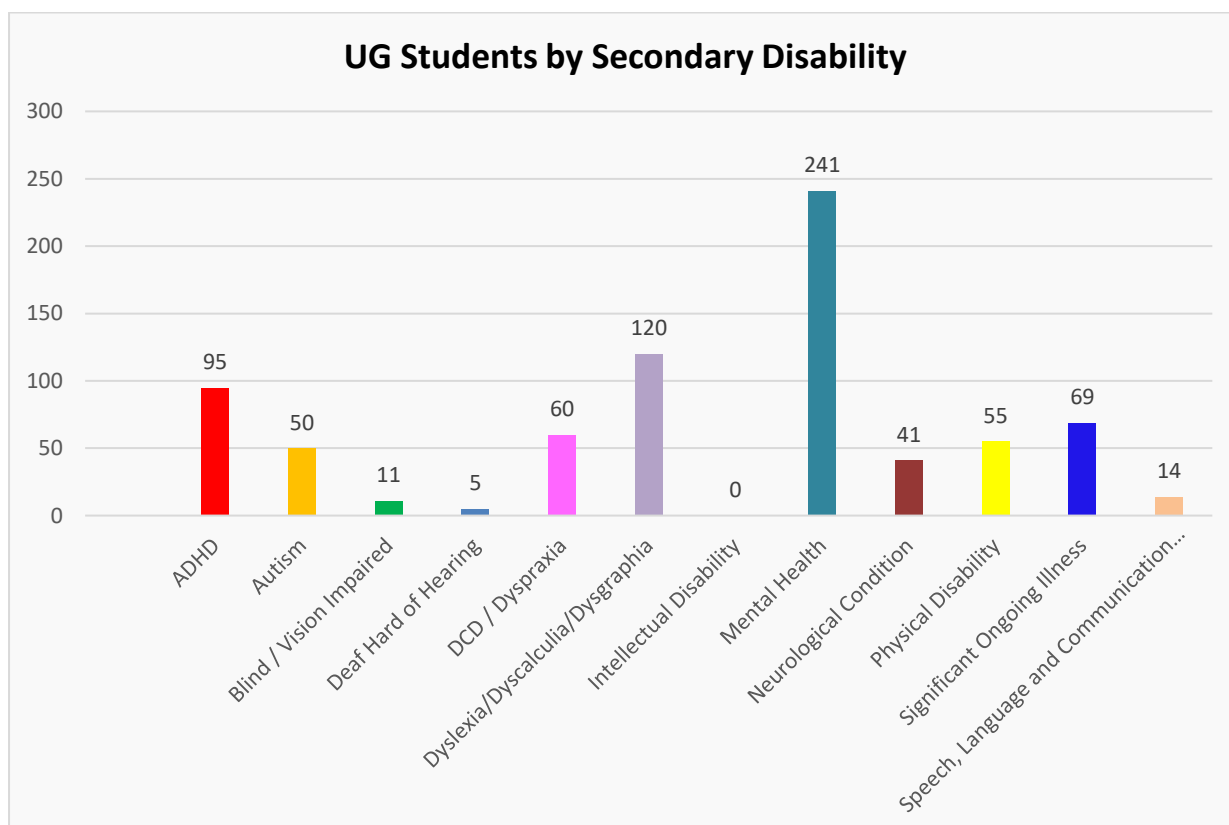
7. Undergraduate Students Primary Disability Data	
Total number of disabled UG students that have applied for disability supports.	2491
ADHD	486
Autism	250
Blind / Vision Impaired	33
Deaf Hard of Hearing	69
DCD / Dyspraxia	112
Dyslexia/Dyscalculia/Dysgraphia	428
Intellectual Disability	4
Mental Health	570
Neurological Condition	105
Physical Disability	150
Significant Ongoing Illness	262

Speech, Language and Communication Disorders	22
---	-----------



8. Undergraduate Students Secondary Disability Data	
Total number of disabled UG students that have disclosed more than 1 disability	761
ADHD	95
Autism	50
Blind / Vision Impaired	11
Deaf Hard of Hearing	5
DCD / Dyspraxia	60
Dyslexia/Dyscalculia/Dysgraphia	120
Intellectual Disability	0
Mental Health	241
Neurological Condition	41

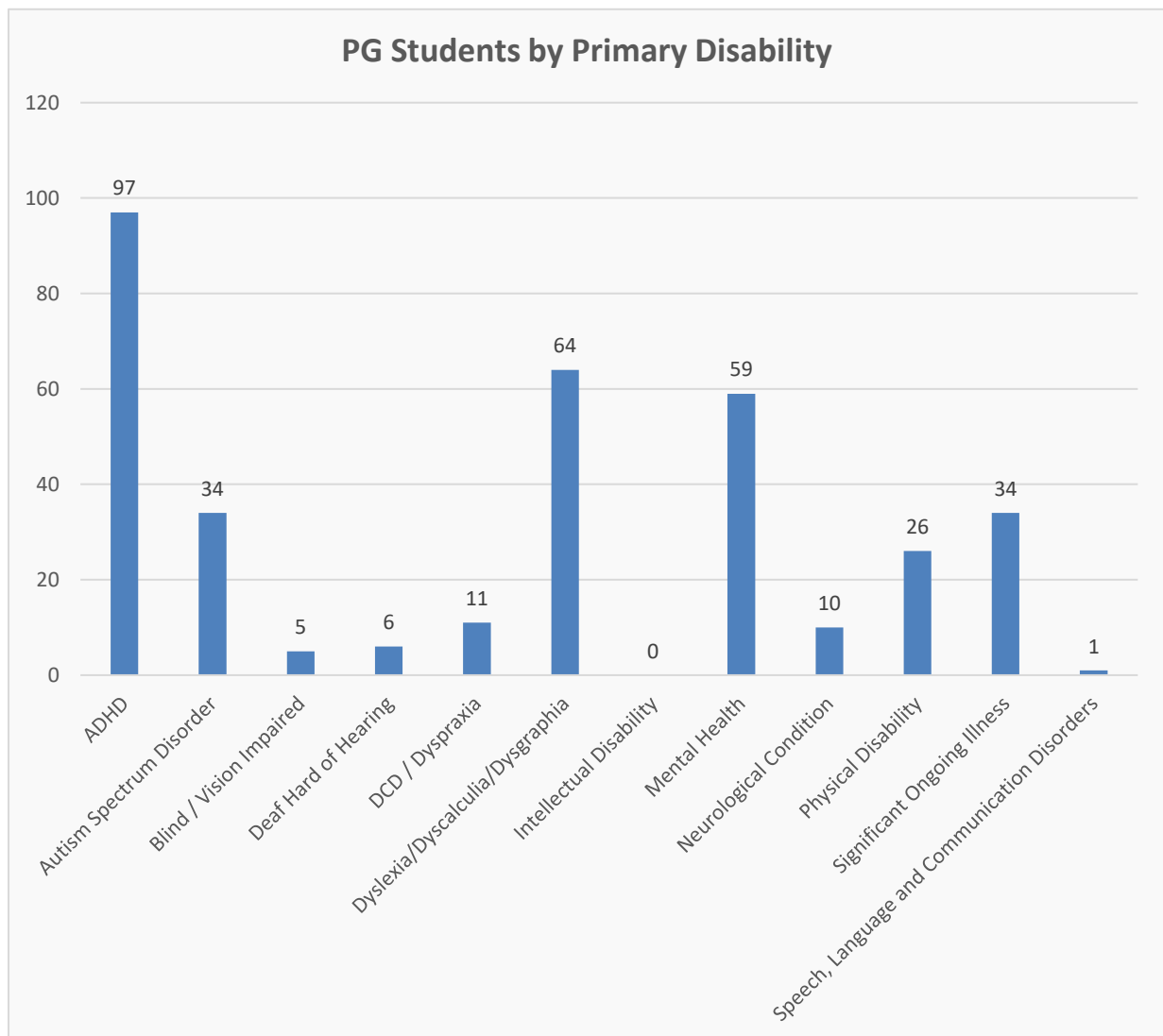
Physical Disability	55
7.11 Significant Ongoing Illness	69
7.12 Speech, Language and Communication Disorders	14



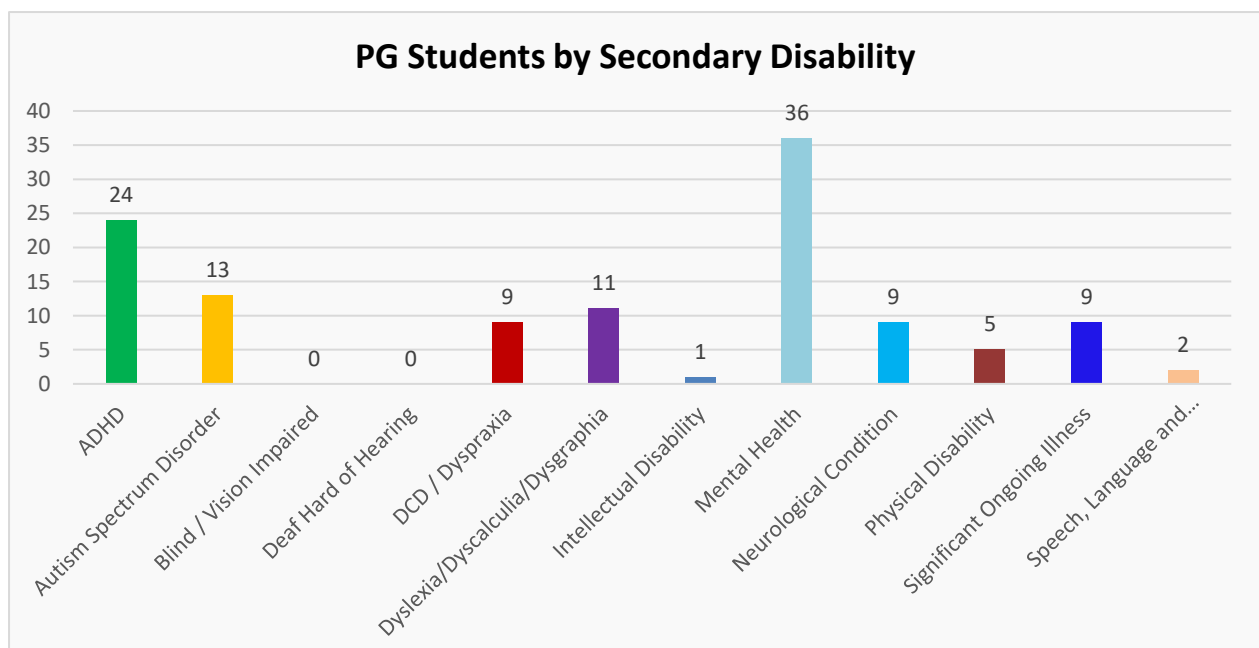
Postgraduate Students:

9. Postgraduate Students Primary Disability Data	
Total number of disabled PG students that have applied for disability supports.	347
ADHD	97
Autism Spectrum Disorder	34
Blind / Vision Impaired	5
Deaf Hard of Hearing	6
DCD / Dyspraxia	11

Dyslexia/Dyscalculia/Dysgraphia	64
Intellectual Disability	0
Mental Health	59
Neurological Condition	10
Physical Disability	26
Significant Ongoing Illness	34
Speech, Language and Communication Disorders	1



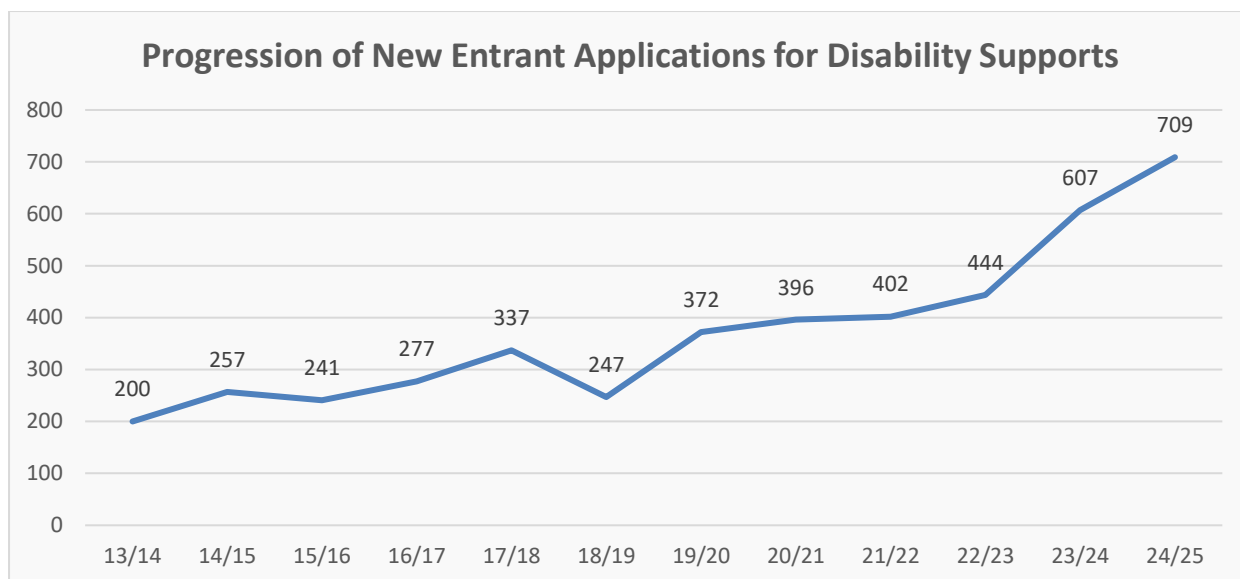
10. Postgraduate Students Secondary Disability Data	
Total number of disabled PG students that have disclosed	119
ADHD	24
Autism Spectrum Disorder	13
Blind / Vision Impaired	0
Deaf Hard of Hearing	0
DCD / Dyspraxia	9
Dyslexia/Dyscalculia/Dysgraphia	11
Intellectual Disability	1
Mental Health	36
Neurological Condition	9
Physical Disability	5
Significant Ongoing Illness	9
Speech, Language and Communication Disorders	2



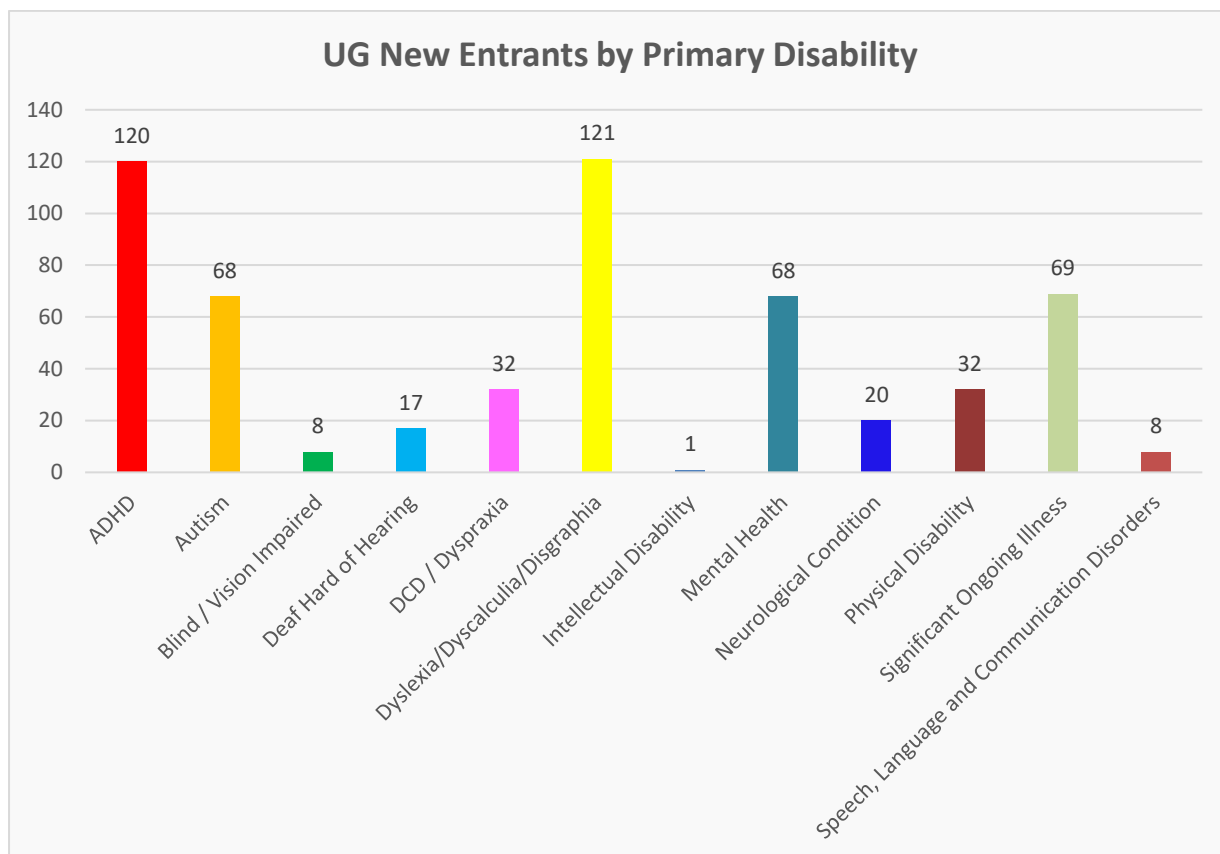
New Entrant Undergraduates:

11. Entry Route New Entrant Undergraduates	
Total Number of New Entrants for Institution	5278
Total Number of New Entrants Registered with Disability Service	709 (13.4%)
DARE Reduced Points	191
DARE Merit (On / Above Points)	97
HEAR	10
Mature (Access Route)	31
Mature (Age)	142
Other New Entrants	380

**13.4% of New
Entrants
Registered with
Disability Services**

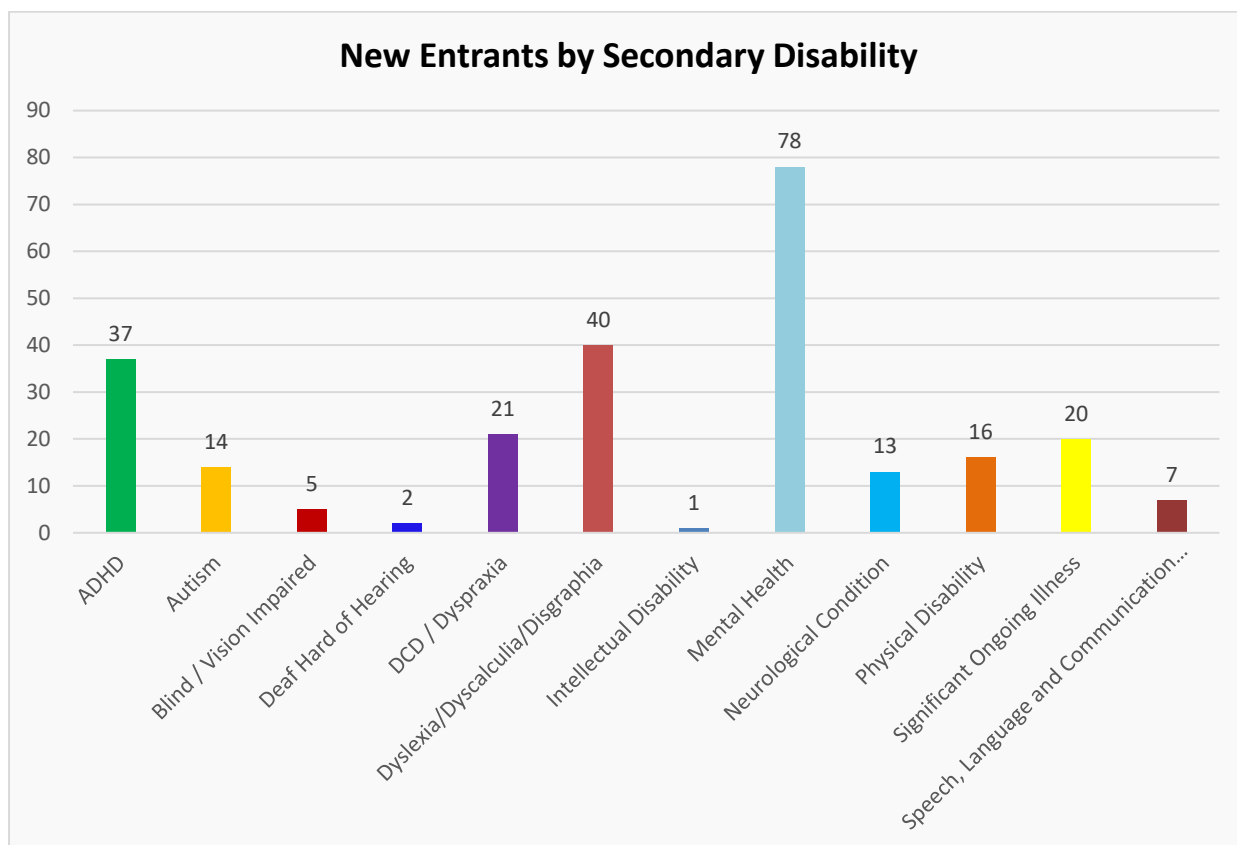


12. UG New Entrants Primary Disability Data	
Total number of disabled New Entrant UG students that have applied for disability supports.	564
ADHD	120
Autism	68
Blind / Vision Impaired	8
Deaf Hard of Hearing	17
DCD / Dyspraxia	32
Dyslexia/Dyscalculia/Disgraphia	121
Intellectual Disability	1
Mental Health	68
Neurological Condition	20
Physical Disability	32
Significant Ongoing Illness	69
Speech, Language and Communication Disorders	8

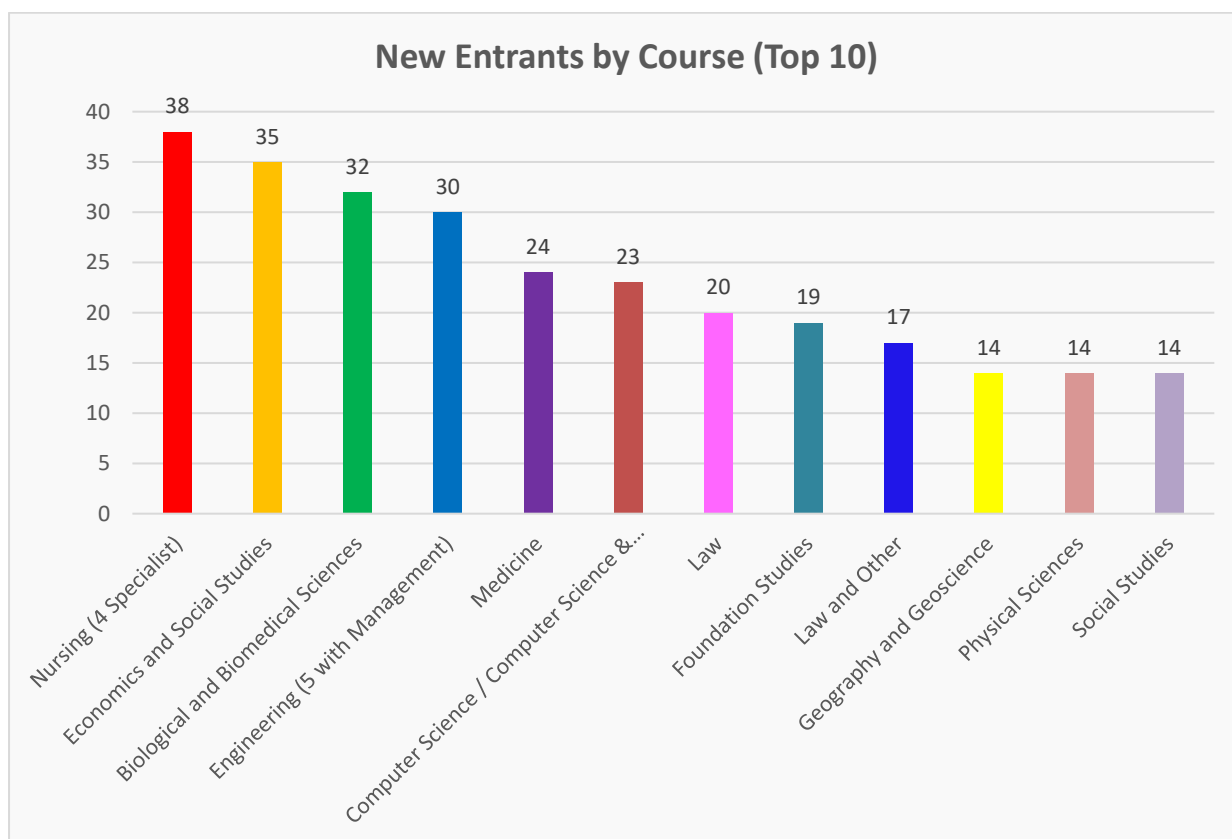


13. UG New Entrants Secondary Disability Data	
Total number of disabled New Entrant UG students that disclosed more than 1 disability	254
ADHD	37
Autism	14
Blind / Vision Impaired	5
Deaf Hard of Hearing	2
DCD / Dyspraxia	21
Dyslexia/Dyscalculia/Disgraphia	40
Intellectual Disability	1
Mental Health	78
Neurological Condition	13

Physical Disability	16
Significant Ongoing Illness	20
Speech, Language and Communication Disorders	7

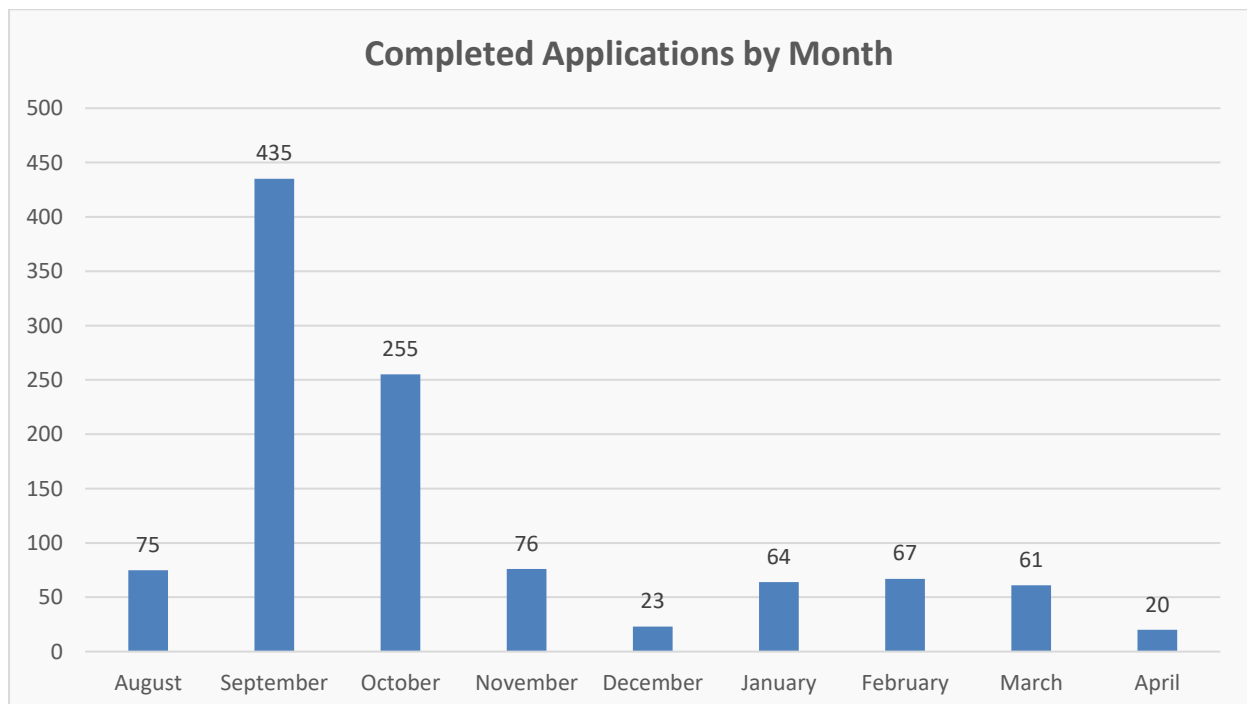


14. New Entrants by Course Data (over 10)	
Biological and Biomedical Sciences	31
Business Administration / Business & Language	12
Computer Science / Computer Science & Business / Language	23
Economics and Social Studies / Economics & Other	46
Engineering (5 with Management)	30
English Studies (10 with other)	23
Foundation Studies	19
Geography and Geoscience	14
Law (17 with other)	37
Medicine	24
Nursing (4 Specialist)	38
Occupational Therapy	11
Pharmacy	13
Physical Sciences	14
Social Studies	14
Visiting Students	53



New Applications:

15. Completed Applications by Month	
Total number of completed Applications	1076
August	75
September	435
October	255
November	76
December	23
January	64
February	67
March	61
April	20



Teaching and Learning Supports:

Accommodation Type	Accommodation Description	Accommodation Count
16. Course Reasonable Accommodations	Total	4997
	Allow additional time to develop practical skills	60
	Allow an assistant to attend lectures or labs	8
	Allow student to record lectures	1039
	Departmental exams: This student requires their exam accommodations listed on their LENS for any departmental examinations, please ensure these are provided where applicable	974
	Flexibility of attendance as appropriate - Non-standard accommodation/School agreement required	45
	Flexibility on deadlines as appropriate - Non-standard accommodation/School agreement required	54
	Maintain confidentiality LENS to be circulated to relevant academic and administrative staff	701
	Non-Standard Reasonable Accommodation application made to DUTL in relevant academic school	7
	Physical Mobility/Wheelchair user -	12
	Professional Placement Reasonable Accommodations information added - PLENS	117
	Provide accessible teaching & learning locations	39
	Provide enlarged hand-outs & exam papers	20
	Provide lecture notes/handouts/ppt in advance	1400
	This student may require occasional short extensions (7 calendar days) on coursework assignment deadlines due to the impact of their disability. Such extensions can be approved directly by the Module Coordinator/lecturer without the need for additional documentation by emailing the LENS report directly to the module coordinator/lecturer	14
	Where possible, prioritise reading lists	507

Accommodation Type	Accommodation Description	Accommodation Count
17. Disability Service Reasonable Accommodations	Total	18551
	Invite to Reasonable Accommodation group session	132
	Application for rooms on Campus or Trinity Hall	2
	Application to the ESF Fund for Students with Disabilities for additional disability supports	520
	Application to Trinity Disability Service for additional disability supports	16
	Assistive Technology - Note-taking support group session & information	192
	Assistive Technology Referral for a 1:1 AT assessment	147
	ATIC room access - Library areas	1636
	Awareness of Academic support via Student Learning and Development	1901
	Blackboard Ally	544
	Communicating with your school	2290
	Connect with a Subject-Specific Librarian	45
	Educational Support Worker	26
	Epilepsy awareness-protocols	12
	Glean Notetaking - Note-taking Tool -	181
	Hard of Hearing technology Support	6
	Inclusive Learning - Blackboard Module - Reading, Writing and Technology Support information	1894
	Inclusive Library	214
	Jamworks - Note-taking Tool (only to be added after AT officer meeting only)	10
	Key provided for access to disabled toilets.	25
	Library Supports - Additional Book allowance	1628
	LinkedIn Learning access - Study and self-management skills portal	1348
	Lockers Support	148
	Mental Health Mentoring referral	6
	Microsoft Dictate - Voice Recognition	467
	Microsoft Editor - Grammar and spelling checker	513
	Microsoft Immersive text reader	533
	Microsoft OneNote - note-taking Tool must complete permission to record form	82
	Mindmeister - Mindmapping tool (only to added after AT meeting only)	2
	Occupational Therapist referral	873
	PEEP – Personal Emergency Evacuation Plan	25
	Physical Learning Support referral	2
	Professional Placement/Internship report - (PLENS) requested	66
	Professional Placement/Internship communication	225

	information	
	Provision of Noise-Cancelling Headphones -	33
	Referral for ongoing ADHD treatment and management	13
	Respite space	1133
	Specialist Academic Support	287
	TCD Sense information - Sensory Awareness	828
	Texthelp Read and Write - Proofing and reading Tool	528
	Use of a Service Dog	1
	Visual Impairment - Magnification Software - (only to be added after AT officer meeting only)	4
	Wheelchair user/mobility	13

Accommodation Type	Accommodation Description	Accommodation Count
18. Examination Accommodation and Codes	Total	3783
	Disclosure of Disability Sticker	528
	Electronic Reader - Cpen - user to use Disability loaned c-pen to allow them have question read aloud as required.	46
	Enlarged Exam Paper - Paper A3 - Font size 18	24
	Ergonomic Assessment	4
	Ergonomic Furniture - DS Ergonomic assessment complete	29
	Exam Script in provided to the student in electronic format (PDF or .doc)	13
	Exam technology assessment - to meet with the Disability office Assistive Technology officer before exam technology supports are agreed	3
	Food & Drink/Use of phone to monitor blood sugar levels/glucose monitor	85
	Group Venue	1727
	Individual Venue	93
	ISL interpreter needed during exam	1
	Low Distraction Venue	625
	No examinations accommodations required	47
	Scribe	5
	Scribe - via Voice Recognition	24
	Use of Computer	529

Accommodation Type	Accommodation Description	Accommodation Count
19. Impact of PLENS	Total	418
	Attendance and time keeping	27
	Communication: verbal, written, non-verbal	31
	Concentration	50
	Co-ordination difficulties with learning new tasks/ operating equipment/ patient handling	13
	Fatigue and Stamina	87
	Manual and/or patient handling	18
	Memory	18
	Memory difficulties with long or complex information or instructions/names and client details	30
	Motivation	9
	Organisational difficulties	30
	Physical access or mobility	19
	Report writing	41
	Stress & anxiety related to attendance/ self-confidence/ groups/ formal meetings/ speaking in public/ presentations/ carrying out specific tasks/ interacting with public	45

Accommodation Type	Accommodation Description	Accommodation Count
20. Reasonable Accommodation on PLENS	Total	596
	Adaptation of placement working hours and/or days - Non-standard accommodation/School agreement required	12
	Advance notice of upcoming appointments possible	29
	Allow additional time to develop practical placement skills	26
	Allow or provide time and space for the student to take rest breaks, self-administer medication or monitor blood sugar levels as required	59
	Allow student to choose placement option	10
	Allow the student to record notes and alternative administrative management strategies on placement Non-standard accommodation/School agreement required	6
	Allow the student to use assistive technology such as text to speech s/w, grammar & spelling s/w, use of a PC/laptop etc.	44
	Arrange a Pre-placement visit	39
	As required, modify or provide alternative methods for meeting core competencies that do not compromise professional or health and safety standards	3
	Avoid or minimise tasks that are not essential to core	7

	competencies, but which may present the student with an additional burden	
	Avoid or reduce manual/patient handling tasks	17
	Disability related absence - Non-standard accommodation/School agreement required	34
	Flexibility on placement deadlines as appropriate Non-standard accommodation/School agreement required	10
	Maintain confidentiality/do not disclose to other students, staff or clients of the service	134
	Management of risk for students with disabilities	23
	Managing Handovers - Allow extra time to prepare for handover. Receive verbal patient handover with peers, and additional one to one handover to review patient notes and ask questions	29
	Personal Emergency Evacuation Plan (PEEP) Assessment in the workplace	3
	Pre-Placement meeting required	16
	Provide accessible placement locations	12
	Provide daily/regular feedback on progress on placement	63
	Provide relevant placement procedures and information in alternative formats or as enlarged copies if required	1
	Specific directions to core text and reading lists and materials	19

21. Referrals and Other Info 24-25	
At Referrals	69
Ot Referrals	367
Academic Support Referrals	
No. of students with access to respite rooms on LENS	1225
No. of students who applied for Trinity residential accommodation through additional needs application	

