



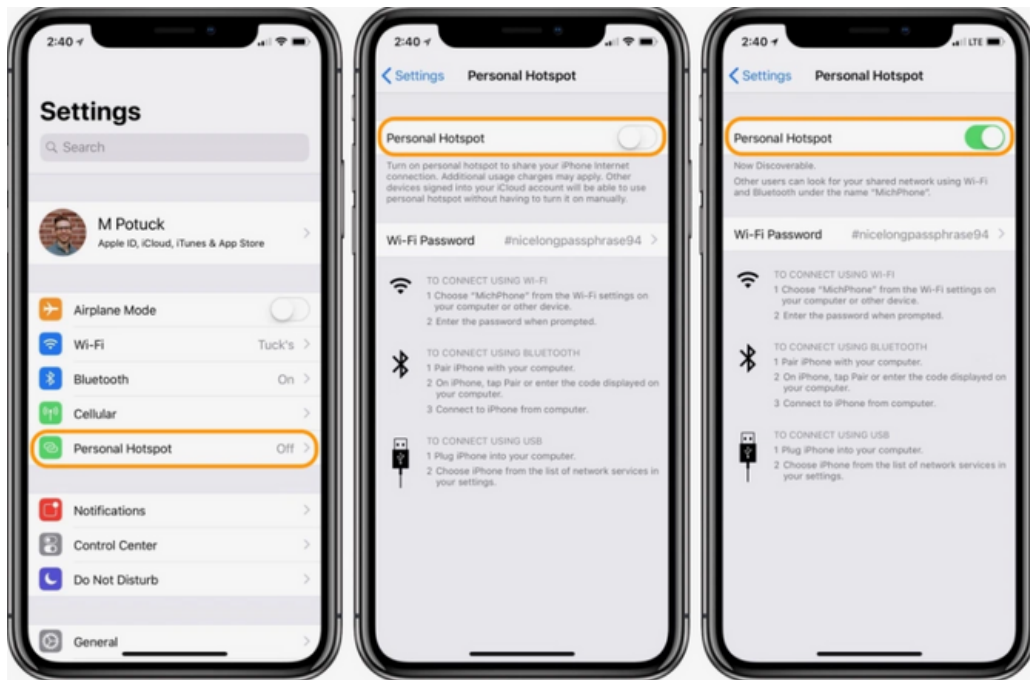
INSTRUCTION FOR USING YOUR SMARTPHONE AS A WIFI HOTSPOT

IPHONE

To turn your iPhone into a hotspot, go to Settings, then Personal Hotspot.

The next screen will let you set a password. Do not skip this step. The name of your network is the name you have given to your phone.

Slide the switch to on and follow the directions that appear.


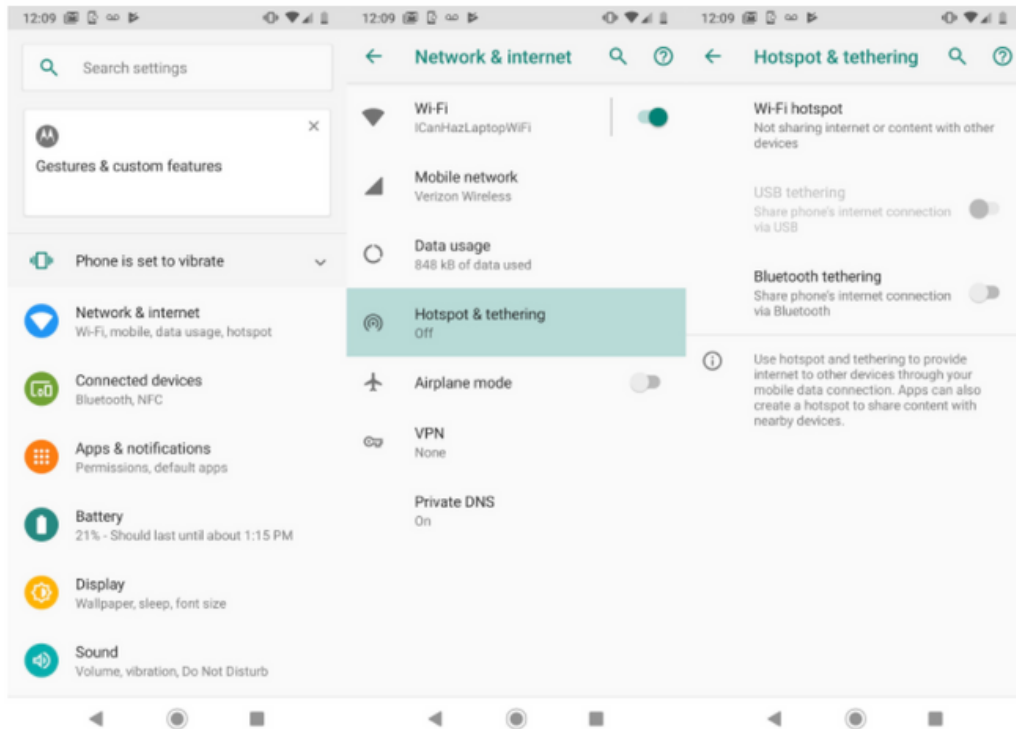


Connecting a device You connect a computer or tablet to your phone's WiFi hotspot just as you would connect to any other WiFi network. Select the name of your phone's network, enter the password and connect.

ANDROID

You can use your Android phone as a hotspot if it is running Android 2.2, or later operating systems. Your phone and carrier must also permit tethering.

To turn your Android phone into a hotspot, go to Settings, then Mobile Hotspot & Tethering. Tap on Mobile Hotspot to turn it on, set the name of your network and set a password.



Connecting a device You connect a computer or tablet to your phone's WiFi hotspot just as you would connect to any other WiFi network. Select the name of your phone's network, enter the password and connect.