


## Intercom System

To call a specific room, do the following:


1. Press “X” to clear the panel.
2. Enter the floor number which the room is on (0, 1, 2 or 3)  
(one digit number)
3. Enter the room number on that floor (1-7)  
(one digit number)
4. Press the bell symbol “

For example, to call 28.1.08 - dial 18.

***NOTE: When dialling rooms on Floor ‘0’, the zero will not appear on the display, but must still be entered.***

## **House 30 Intercom System**

Each room in House 30 has an intercom system.  
To call a specific room, do the following:

1. Press “X” to clear the panel.
2. Enter the floor number which the room is on (0, 1, 2 or 3)  
(one digit number)
3. Enter the room number on that floor (01-09)  
(two digit number)
4. Press the bell symbol “


For example, to call 30.4.03 - dial 403.

***NOTE: When dialling rooms on Floor ‘0’, the zero will not appear on the display, but must still be entered.***

## **Goldsmith Hall Intercom System**

Each apartment in Goldsmith Hall has an intercom system.

To call a specific apartment, do the following:

1. Press “X” to clear the panel.
2. Enter the house number, followed by the floor number
3. Press the bell symbol “” to call the room.

For example, to call 65.3.05 - dial X653