



**TRINITY COLLEGE DUBLIN**  
COLÁISTE NA TRÍONÓIDE

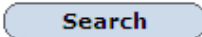
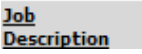

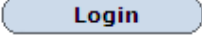
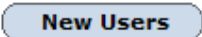
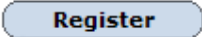


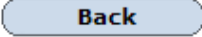
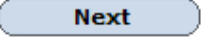
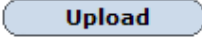





**THE  
UNIVERSITY  
OF DUBLIN**

**External applicants please click [here](#).**











**Internal applicants please click [here](#).**

## EXTERNAL

### SEARCHING VACANCIES & APPLYING FOR A POSITION

+	Go to <a href="http://jobs.tcd.ie">jobs.tcd.ie</a>
↓	Enter the criteria required to search for a specific vacancy or leave blank to view all positions and click on 
↓	To view the full details of a position click on 
↓	To apply for a position click on 
↓	Existing users will be able to  and continue straight to the application form.
↓	 will be required to 
↓	Please complete all sections of the application form. 
↓	The number of sections can vary depending on the position. The step you are on and the total number of steps are displayed at the top of the form. 
↓	You can navigate through the sections by clicking on  and  . <b>Please note that unless information is saved it will be lost if you click on next/back.</b>
↓	To save the information you enter click on any of the following buttons before continuing to the next section.  
↓	Full instructions on how to complete each section are at the top of the form. Further help for particular fields is available by clicking  .
↓	Once you have completed the form please tick the box to confirm that you have read the terms and conditions and click  .
↓	Alternatively you can  and return to complete your application at a later date.
-	There are several links to other areas of the site under the  section which remains on the left hand side of the webpage constantly.
	If at any time you need assistance with making an application please contact <a href="mailto:recruit@tcd.ie">recruit@tcd.ie</a>

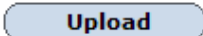
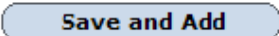








## FAQs

	How can I view my application after it was submitted?
	When logged in click on  <a href="#">Application history</a> in the  section.
	I have forgotten my password, what can I do?
	In the login section click on <b><u>Forgotten Password?</u></b>
	I am a returning applicant, why isn't my CV already there?
	The system only retains certain information from previous applications. You will always be asked to upload a new CV to ensure the most up-to-date version is submitted.
	How do I amend/withdraw my application after submission?
	Please contact the Human Resources <a href="mailto:hr@tcd.ie">hr@tcd.ie</a> confirming your name and the position you applied for.







# INTERNAL

## SEARCHING VACANCIES & APPLYING FOR A POSITION

	Go to <a href="http://jobs.tcd.ie">jobs.tcd.ie</a>
	<p>You must login prior to searching to ensure that internal vacancies are included in the search results.</p> <p>Click on  <a href="#">Existing User? - Login</a> in the <b>Menu</b> section on the left hand side.</p>
	Existing users will be able to  and continue straight to the application form.
	<p> will be required to </p> <p>When registering please enter the 'short' TCD email address you were originally issued. This will identify you as an internal candidate.</p> <p><b>As a security measure Internal candidates will receive an e-mail to their TCD address to confirm that they are Internal Applicants.</b></p> <p><b>When the e-mail is received please log in using the temporary Password provided in the e-mail.</b></p>
	When logged in you will be redirected to the search page
	Enter the criteria required to search for a specific vacancy or leave blank to view all positions and click on .
	To view the full details of a position click on
	To apply for a position click on
	<p>Please complete all sections of the application form.</p>
	<p>The number of sections can vary depending on the position. The step you are on and the total number of steps are displayed at the top of the form.</p> <p><b>Step 1 of 8 : Personal Details</b></p>
	<p>You can navigate through the sections by clicking on  and .</p> <p><b>Please note that unless information is saved it will be lost if you click on next/back.</b></p>
	To save the information you enter click on any of the following buttons before continuing to the next section.

	 
	Full instructions on how to complete each section are at the top of the form. Further help for particular fields is available by clicking  .
	Once you have completed the form please tick the box to confirm that you have read the terms and conditions and click  .
	Alternatively you can  and return to complete your application at a later date.
	There are several links to other areas of the site under the  section which remains on the left hand side of the webpage constantly.
	If at any time you need assistance with making an application please contact <a href="mailto:recruit@tcd.ie">recruit@tcd.ie</a>

## FAQs

	How can I view my application after it was submitted?
A.	When logged in click on  <u>Application history</u> in the  section.
	I have forgotten my password, what can I do?
A.	In the login section click on <b><u>Forgotten Password?</u></b>
	I am a returning applicant, why isn't my CV already there?
A.	The system only retains certain information from previous applications. You will always be asked to upload a new CV to ensure the most up-to-date version is submitted.
	How do I amend/withdraw my application after submission?
A.	Please contact the Human Resources <a href="mailto:hr@tcd.ie">hr@tcd.ie</a> confirming your name and the position you applied for.